

Unity¹⁺ & Unity¹

Crafted for every taste





- ▶ ***Unity¹⁺***
- ▶ ***Features***
- ▶ ***In cup quality***
- ▶ ***Models and versions***
- ▶ ***Cleaning and care***
- ▶ ***Technical specifications***

Passion for Taste – Through Technology

From the very start our mission has been to develop Unity¹⁺ as the natural intersection of brewing excellence and intuitive user experience, giving everyone the ability to create the perfect cup of coffee every time. We believe we have reached that goal by providing a fully-automatic coffee machine that yields barista-quality drinks at the push of a button.

5 senses in unity

Unite your five senses.



Sight: When creating UNITY we looked at it from all angles and user perspectives to fully understand their roles and individual interactions with the unit(y). It has been a very conscious and innovative process to fulfil both aesthetic and functional needs. Unity is designed with a definite purpose and behind unity's stunning exterior hides a world of smart solutions.

Sound: The sounds associated with making a cup coffee can make as much of an impression, for better or worse, as any of the other senses. Therefore we have measured, calibrated and engineered Unity so that the auditory elements compliment the coffee experience as much as the sight, smell and taste. All senses are in Unity!

Touch: Expensive materials don't automatically translate into a quality product. Choosing the right material in the right place for the right reason, how well the solution is thought out, and how the product is assembled are all critical. The concept of delivering a product that

is greater than the sum of its parts has been the goal from the very beginning. Unity - quality where it matters!

Smell: The alluring aroma of fresh coffee is unmistakable, whether it is in a coffee shop, convenience store, hotel breakfast area or in an office. A passionately brewed coffee can convert even the most devoted tea drinker. Unity is fully adjustable to guarantee that any coffee roast will yield the perfect flavor and aroma.

Taste: As admitted coffee-holics, we know that the taste of the coffee plays the most important role in the coffee experience. When it comes to ensuring that our solutions give you the tools you need for the perfect cup of coffee time after time we are uncompromising! Our brewers have been tirelessly tested to highlight the richness of every coffee bean.

Crafted for every taste

Coffee is complex. But the best place to start when it comes to making a quality cup every time is by treating each type of coffee as unique. Filter coffee is not espresso, and vice-versa.

To eliminate compromises, Unity1+ offers two separate brewing systems, two grinders, and your choice of two great beans to allow every cup of coffee to be prepared with the respect it deserves. This give you the ability to offer a perfectly tailored cup of coffee to every guest, any time of day.





One machine - two crafts

We think coffee is amazing in all its forms. Everything from a powerful espresso to a perfectly rounded filter coffee. Therefore, we have developed a machine where you are free to choose what kind of coffee you would like to enjoy. Unity is our way of celebrating both filter and espresso coffee.

A flavourful experience

A coffee bean contains several hundred different flavours. We want to lift each bean to its full potential. Unity allows you stretch the coffee the way you would like it. You will be surprised how different the very same coffee bean can taste.

Barista-quality milk

A perfect foamed milk at the right temperature warms all the way into the soul. Therefore, we spent a lot of time developing a milk system that consistently delivers high quality milk drinks. In Unity you can always expect a cappuccino or cafe latte of barista quality.



Filter coffee

A perfectly rounded filter coffee without any compromises.



Espresso coffee

Authentic espresso, just like an experienced barista.



Thermos brewing

For when a lot of coffee is served in a short period of time.



3 cup sizes

Choose between small, medium and large.



One touch cleaning

One press of the screen and the machine takes care of the rest.




SmartFoam

World class fresh milk foaming system.



iECO

A smart machine that knows when it's time to save energy.



Optimal brew temp

Coffee is brewed at optimal temperature, 91-96C.



Tea optimized water

Correct temperature for most teas.



Commercial screen

Communicate your message while the machine is making the drink.



Takeaway coffee

For moments you want to enjoy excellent coffee on the go.



Optimized taste

Customize the coffee according to your taste.



Modular design

High capacity in a compact footprint

Grinders x2 & brewers x2

Your story in 10" high-definition

World class milk foam

One touch cleaning

In cup quality

Serviceability

Instant unit



Modular design

Unity's main unit can be combined with a fresh milk and/or an instant unit. The different configurations are easy to assemble thanks to the modular design.

Grinders x2 & brewers x2

Unity⁺ comes with an Espresso brewer (18g) and a Filter brewer (14g), two systems side by side, we never compromise our in cup quality.

Your story in HD

Attract more customers with appealing artwork and comprehensive user menus to tell your specific story on Unity's 10" touchscreen. Let everyone know what they are having in each cup.

World class milk foam

All due respect to the professional baristas around the world, but for those times when consistent and perfect milk foam is required nothing beats this world class fresh milk foaming system.

Compact footprint

It's amazing how much technology and capacity we have fitted within 600mm. Two bean hoppers, a powerful water system, two grinders, two brewers, two canisters and our world class fresh milk system.

One touch cleaning

Unity is cleaned with the touch of a button. Insert the tablets and just follow the on-screen instructions – simplicity at it's finest.

In cup quality

Thanks to accurate and adjustable dosing, brewing, and temperature controls, Unity delivers outstanding coffee every time. We call this in cup quality.

Serviceability

Unity is designed to be serviced and maintained from the front. On-screen alerts to inform users and service personnel when cleaning, care and service are needed.

Instant unit

The instant unit increases the number of drinks you can serve to your customers. It features two ingredient canisters and two mixers that delivers your favorite beverages every time.

Modular design

High capacity in a compact footprint

Grinders x2 & brewers x2

Your story in 7" high-definition

World class milk foam

One touch cleaning

In cup quality

Serviceability

Instant unit



Modular Design

Unity's main unit can be combined with a fresh milk and/or an instant unit. The different configurations are easy to assemble thanks to the modular design.

Grinders x2 & brewers x2

Unity¹ comes with an Espresso brewer (14g) and a Filter brewer (14g), two systems side by side, we never compromise our in cup quality.

Your story in HD

Attract more customers with appealing artwork and comprehensive user menus to tell your specific story on Unity's 7" touchscreen. Let everyone know what they are having in each cup.

World class milk foam

All due respect to the professional baristas around the world, but for those times when consistent and perfect milk foam is required nothing beats this world class fresh milk foaming system.

Compact footprint

It's amazing how much technology and capacity we have fitted within 600mm. Two bean hoppers, a powerful water system, two grinders, two brewers, two canisters and our world class fresh milk system.

One touch cleaning

Unity is cleaned with the touch of a button. Insert the tablets and just follow the on-screen instructions – simplicity at it's finest.

In cup quality

Thanks to accurate and adjustable dosing, brewing, and temperature controls, Unity delivers outstanding coffee every time. We call this in cup quality.

Serviceability

Unity is designed to be serviced and maintained from the front. On-screen alerts to inform users and service personnel when cleaning, care and service are needed.

Instant unit

The instant unit increases the number of drinks you can serve to your customers. It features two ingredient canisters and two mixers that delivers your favorite beverages every time.



**It's our passion, deep understanding and
commitment to the coffee, and to you, that
makes a great coffee experience possible.**



2 x 1kg bean hoppers

Grinders x 2

Intuitive user interface

Filter and/or espresso brewers

Adjustable double spout outlet

Separate hot water

Cup & door lights

Cup sensors

Jug function



2 x 1kg bean hoppers

One for filter coffee, and one for espresso coffee. Use two different unique coffee beans and you will be able to offer a tasteful coffee experience to every guest.

Intuitive user interface

Unity has a user interface that is simple and easy to use. The 10" screen enables you to customize your own drinks and choose from a variety of coffee favorites. With it's unlimited recipe bank the possibilities are endless.

Filter & espresso coffee

Unity features two separate brewing systems to let each individual coffee truly shine. It also offers the users more choices along the way.

Adjustable spout outlet

The double outlet allows you to distribute coffee and milk into two cups simultaneously. Perfect for when you need to serve many drinks. The outlet can be adjusted up and down and accommodate jug sizes up to 18cm.

Separate hot water

Coffee is great! But the separate hot water outlet will give you the possibility to vary your drinks during the day. Perhaps a good cup of tea?

Grinders x 2

Two rugged, professional-grade coffee grinders guarantees accurate grinding with a long and reliable service life.

Cup & door lights

Unity¹⁺ has an illuminated door that welcomes users over to enjoy a drink. The cup lights ensure that the user sees the quality of the drink, regardless of the environment in which the machine is located.

Cup sensors

Cup sensors are located under the spouts to guarantee no dispensing without a cup in place. Thus eliminating messy spills, wasted coffee and ingredients.

Jug function

Large volumes of coffee and other drinks can be dispensed into a jug, carafe or thermos to be used during meetings or for restaurant and café services.

2 x 1kg bean hoppers

Grinders x 2

Intuitive user interface

Filter and/or espresso brewers

Adjustable double spout outlet

Separate hot water

Cup lights

Cup sensors

Jug function



2 x 1kg bean hoppers

One for filter coffee, and one for espresso coffee. Use two different unique coffee beans and you will be able to offer a tasteful coffee experience to every guest.

Intuitive user interface

Unity has a user interface that is simple and easy to use. The 7" screen enables you to customize your own drinks and choose from a variety of coffee favorites. With it's unlimited recipe bank the possibilities are endless.

Filter & espresso coffee

Unity features two separate brewing systems to let each individual coffee truly shine. It also offers the users more choices along the way.

Adjustable spout outlet

Featured with a single spout outlet perfect for the traditional way of making a cappuccino, latte macchiato or which ever beverage you prefer. The outlet can be adjusted up and down and accommodate jug sizes up to 18cm.

Hot water bypass

Coffee is great! But the built-in hot water bypass will give you the possibility to vary your drinks during the day. Perhaps a good cup of tea?

Grinders x 2

Two rugged, professional-grade coffee grinders guarantees accurate grinding with a long and reliable service life.

Cup Lights

The cup lights ensure that the user sees the quality of the drink, regardless of the environment in which the machine is located.

Cup sensors

Cup sensors are located under the spouts to guarantee no dispensing without a cup in place. Thus eliminating messy spills, wasted coffee and ingredients.

Jug function

Large volumes of coffee and other drinks can be dispensed into a jug, carafe or thermos to be used during meetings or for restaurant and café services.

Crem Tech SmartFoam

Wet & dry foam profiling

Easy to use

One touch cleaning

4 Litre milk container



Adjustable fridge temperature



Crem Tech SmartFoam

All due respect to the professional baristas around the world, but for those times when consistent and perfect milk foam is required nothing beats this world class fresh milk foaming system.

Wet & dry foam

The fresh milk unit delivers a variety of different types of milk, all in order for you to create a trendy or classic coffee drink. Whether you want flat, wet or dry milk the fresh milk unit can do it all.

Easy to use

Crem Tech SmartFoam is easy to use. You simply pull out the container from the front of the unit and fill it with fresh milk. To clean, only move the hose from the milk container to the cleaning slot.

One touch cleaning

Unity is cleaned with the touch of a button. Insert the tablets and just follow the on-screen instructions – simplicity at it's finest.

4 litre milk container

The container holds 4L of fresh milk and is transparent so you can see remaining volume. The container is easily cleaned and can be machine-washed.

Adjustable milk temperature

The Crem Tech SmartFoam is equipped with an adjustable temperature control on the front of the unit. It allows you to set the perfect temperature on the built-in fridge.

Crem Tech SmartFoam

Wet & dry foam profiling

Easy to use

One touch cleaning

4 Litre milk container



Adjustable fridge temperature



Crem Tech SmartFoam

All due respect to the professional baristas around the world, but for those times when consistent and perfect milk foam is required nothing beats this world class fresh milk foaming system.

Wet & dry foam

The fresh milk unit delivers a variety of different types of milk, all in order for you to create a trendy or classic coffee drink. Whether you want flat, wet or dry milk the fresh milk unit can do it all.

Easy to use

Crem Tech SmartFoam is easy to use. You simply pull out the container from the front of the unit and fill it with fresh milk. To clean, only move the hose from the milk container to the cleaning slot.

One touch cleaning

Unity is cleaned with the touch of a button. Insert the tablets and just follow the on-screen instructions – simplicity at it's finest.

4 litre milk container

The container holds 4L of fresh milk and is transparent so you can see remaining volume. The container is easily cleaned and can be machine-washed.

Adjustable milk temperature

The Crem Tech SmartFoam is equipped with an adjustable temperature control on the front of the unit. It allows you to set the perfect temperature on the built-in fridge.



2 Instant canisters

Double mixers

Service and maintenance

One touch cleaning



5L Watertank (Special config)

► Features overview instant unit

2 instant canisters

The instant unit features two 3.5L ingredient canisters to increase the variety of drinks. The canisters can either be refilled when they are in the unit or by removing them. No matter how you do it, it's always quick and easy.

Service and maintenance

The double mixer bowls are easy to maintain due to the easy access of the locking mechanism, which requires no keys. Pull it out from the front, flush it with water and put it back.

Double mixers

We have placed two high-quality mixers in the unit, one beneath each canister. Whether it's chocolate, milk or instant coffee, the mixers always deliver a consistent quality of drinks.

One touch cleaning

Unity is cleaned with the touch of a button. Insert the tablets and just follow the on-screen instructions – simplicity at it's finest.

5L water tank

A 5L water tank can be installed in the Instant unit for locations where it's not possible to connect the machine to a water outlet. It's also possible to install a built-in water filter to ensure that your coffee tastes the same regardless of different water characteristics.



2 Instant canisters

Double mixers

Service and maintenance

One touch cleaning



5L Watertank (Special config)

2 instant canisters

The instant unit features two 3.5L ingredient canisters to increase the variety of drinks. The canisters can either be refilled when they are in the unit or by removing them. No matter how you do it, it's always quick and easy.

Service and maintenance

The double mixer bowls are easy to maintain due to the easy access of the locking mechanism, which requires no keys. Pull it out from the front, flush it with water and put it back.

Double mixers

We have placed two high-quality mixers in the unit, one beneath each canister. Whether it's chocolate, milk or instant coffee, the mixers always deliver a consistent quality of drinks.

One touch cleaning

Unity is cleaned with the touch of a button. Insert the tablets and just follow the on-screen instructions – simplicity at it's finest.

5L water tank

A 5L water tank can be installed in the Instant unit for locations where it's not possible to connect the machine to a water outlet. It's also possible to install a built-in water filter to ensure that your coffee tastes the same regardless of different water characteristics.



Unity¹⁺ vs Unity¹

US Versions



Features US	Unity ¹⁺	Unity ¹
Display	10"	7"
Espresso brewer	18g	18g
Filter brewer	14g	14g
Spout outlet	Double	Single
Door lights	✓	✗
Separate hot water outlet	✓	✗
Premium design exterior	✓	✗
2 Grinders	✓	✓
Crem Tech SmartFoam - Fresh Milk (4L)	✓	✓
2 Instant canisters	✓	✓
2 x 1kg bean hoppers	✓	✓
Cup sensors	✓	✓
One button cleaning	✓	✓
Modular design	✓	✓
Adjustable outlets	✓	✓
High capacity in a small footprint	✓	✓
Cup lights	✓	✓

Regional differences may exist.



Style your Unity



Intuitive user interface

Unity has a user interface that is simple and easy to use. Users have the ability to customize their own drinks and choose from a variety of coffee favorites. For the true connoisseur, we offer the possibility to fine-tune their drinks.

You can easily manage and control the machine's hardware, stats, cleaning, maintenance, alerts and visual appearance. Match the interface's appearance after your decor or graphic profile. We can help you to control the color of the icons, wallpaper, screen saver, logo and image for brewing. All settings are designed to allow the machine to be adapted to the location and user.

On our machine, you get a high quality visual experience which can be varied over time. All to create a unique coffee experience.



Style your screen

A personalised touch screen conveys a feeling of high quality. If you want to communicate your message to your customers, this is the right place to do it. There are several options available when personalising your screen.

Logo



Example logo

Use your own logo

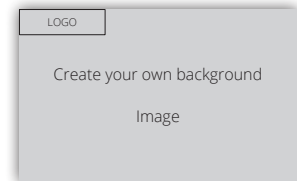
Customized

Background

Once you have started with the logo, make sure to change the background to match your graphical profile.



Default background



Customized

Screensaver

When your coffee machine is not being used, it idles in screensaver mode in much the same way a computer would. Choose between using an image, slideshow or video.



Default video


Create your own screen saver

Image or video

Customized

Drink dispensing image or video

You can choose to show either an image or a video during preparation of the drink. This is the perfect opportunity to cross sell your product range, promote specials or reinforce your brand marketing.



Default video

Create your own
dispensing communication

Image or video

Customized






► Optimize your interface

Optimize your menu

Unity's coffee menu comes with a wide range of taste-optimized recipes. However, Unity can also enable customization of the menu to suit your needs. You can change and create new recipes as well as rename and place the icons in any order.

Unity is also provided with a function for displaying allergy information. The icons below are some of the icons that will be displayed on different beverages, after you enable the feature in the machine settings.



Milk

Lactose


Gluten

Peanuts

Icons

In addition to changing your menu, you can change your icons as well. If you are interested in changing icons, we recommend that you contact us for more information on how to proceed.






Background



Screen Saver



Preparation



Logo

Screen specifications 7"*

	Width	Height	Format
Logo	199 px	56 px	.png
Background	800 px	480 px	.png
Screen saver	800 px	480 px	.png
Preparation image	800 px	480 px	.png
Preparation video	800 px	480 px	.mp4

* The pictures should not exceed 72 dpi. The file name can't contain, space * / | \ , . ; ; + = " < > [] and only consist of letters from the English alphabet.

Screen specifications 10"*

	Width	Height	Format
Logo	199 px	56 px	.png
Background	1280 px	800 px	.png
Screen saver	1280 px	800 px	.png
Preparation image	1280 px	800 px	.png
Preparation video	1280 px	800 px	.mp4

* The pictures should not exceed 72 dpi. The file name can't contain, space * / | \ , . ; ; + = " < > [] and only consist of letters from the English alphabet.

Espresso

Espresso is an art. But unlike a fine painting, it can't be a one-time masterpiece, it has to be perfect and it has to be repeatable.


Our patented espresso brewer takes the stress out of espresso by making the perfect single or double shot every time - automatically.

Because every bean and roasting process has its own unique story to tell, our espresso brewer is adjustable for strength, dose size*, extraction rate, and volume. So you can have your shot exactly the way you like it.

The perfect espresso must be bold, bright, and full-bodied with a rich crema carrying creamy notes of the beans' oil and earthiness. And since great espresso starts with good water, we always recommend using a high-quality water filtration system to ensure your espresso is never let down by off-tasting or poor quality water.

The espresso system utilizes the same methodology as a traditional espresso machine, and combines it with proprietary technology to provide a barista-quality espresso every time with just the push of a button.

* Up to 18 gram.



Filter coffee

Perfect filter coffee can be a thing of beauty, but making a bold, bright, flavorful cup of coffee is no easy task. Accurate volumetric, temperature and extraction control are just as important as the coffee roasting and grinding process to ensure success.

To make sure that every brew is as flavourful and fresh as possible, our filter coffee brewer is customizable to maximize the flavour profile of the coffee roast. The brewer settings also allow for brewing strength and total in-cup volume adjustment – with a maximum coffee dose of up to 14g* per cup.

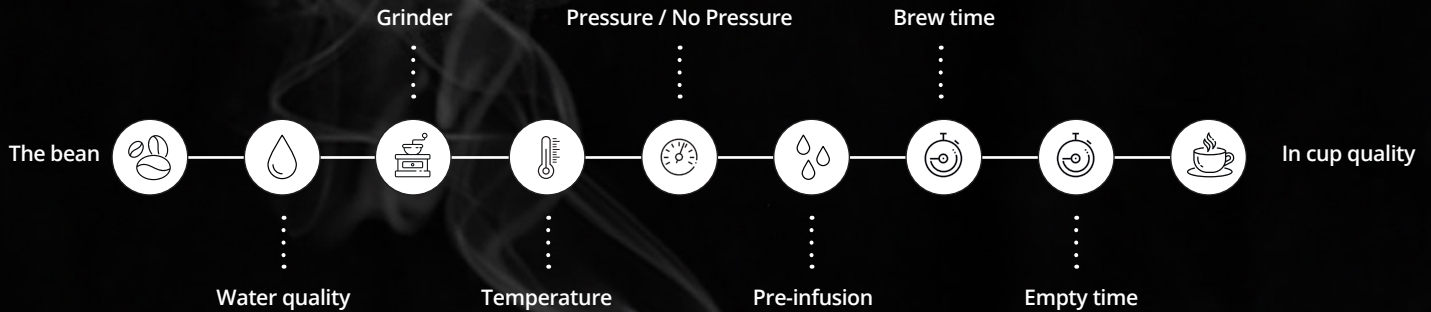
Great coffee starts with good water, so we always recommend using a high-quality water filtration system to ensure your coffee is never let down by off-tasting or poor quality water.

* the total dosage can depend on the bean and grinder setting.



Taste through technology

Our technology makes it possible for you to discover the unique flavors of each coffee bean. With Unity you have the ability to control and change the entire process from bean to cup. Let the creativity flow - your unique coffee cup awaits you.



Barista quality milk

Our fresh milk unit is here to ensure that every milk-based beverage you are having comes with the perfect balance of temperature, consistency and taste.

Fresh milk



..... Temperature



..... Density



..... Pump speed



Barista milk



Dry foam

Wet foam

Models & versions Unity¹⁺



Unity¹⁺ UNITY1PLUS ES18/BTB/MILK/IN US Art. 10037500

- 10" Screen
- 2x1kg Bean hoppers
- 2 x Grinders
- 18g Espresso Brewer
- 14g Filter Brewer
- Fresh Milk (4litre)
- 2 Instant Canisters
- Double Spout Outlet
- Cup Sensors
- Separate Hot Water Outlet
- Cup & Door lights



Unity¹⁺ UNITY1PLUS ES18/BTB/MILK US Art. 10036495

- 10" Screen
- 2x1kg Bean hoppers
- 2 x Grinders
- 18g Espresso Brewer
- 14g Filter Brewer
- Fresh Milk (4litre)
- Double Spout Outlet
- Cup Sensors
- Separate Hot Water Outlet
- Cup & Door lights

Models & versions Unity¹



Unity¹ UNITY1 ES18/MILK US

Art. 10036496

- 7" Screen
- 2x1kg Bean hoppers
- 2 x Grinders
- 18g Espresso Brewer
- Fresh Milk (4litre)
- Single Spout Outlet
- Cup Sensors
- Hot water bypass to main outlet
- Cup lights



Unity¹ UNITY1 ES18/BTB US

Art. 10036497

- 7" Screen
- 2x1kg Bean hoppers
- 2 x Grinders
- 18g Espresso Brewer
- 14g Filter Brewer
- Single Spout Outlet
- Cup Sensors
- Hot water bypass to main outlet
- Cup lights

Cover kit for the legs is available as an accessory for all versions.



TECHNICAL INFORMATION

What comes in the box

Accessories can vary depending on your specific configuration. We aim to include all general parts needed for a quick and easy installation of your machine.

- Quick start guide
- 1.8m pipe
- Cleaning bucket
- 3/8" adapter
- 3/4" adapter
- Locking clips
- Elbow connector
- 1 package brewer cleaning tablets (150 pcs)
- 1 package cleaning tablets (120 pcs)
(inside the milk unit)

Accessories



Brewer cleaning tablets

Art. 10037458



Grinder Cleaning tablets

Art. E1001001



Milk Cleaning / cleaning tablets

Art. 2060024



Water filter bestmax V

Art. 1505369



Funnel for cleaning tablet

Art. 10037571



Water block

Art. 1206151



Waste bin stopper

Art. 10036827



Serving jug

Art. 1103253



Cup dispenser

Art. 2760239



Condiment shelf

Art. 2760252



High feet cover kit

Art. 10037559

Cleaning and service information



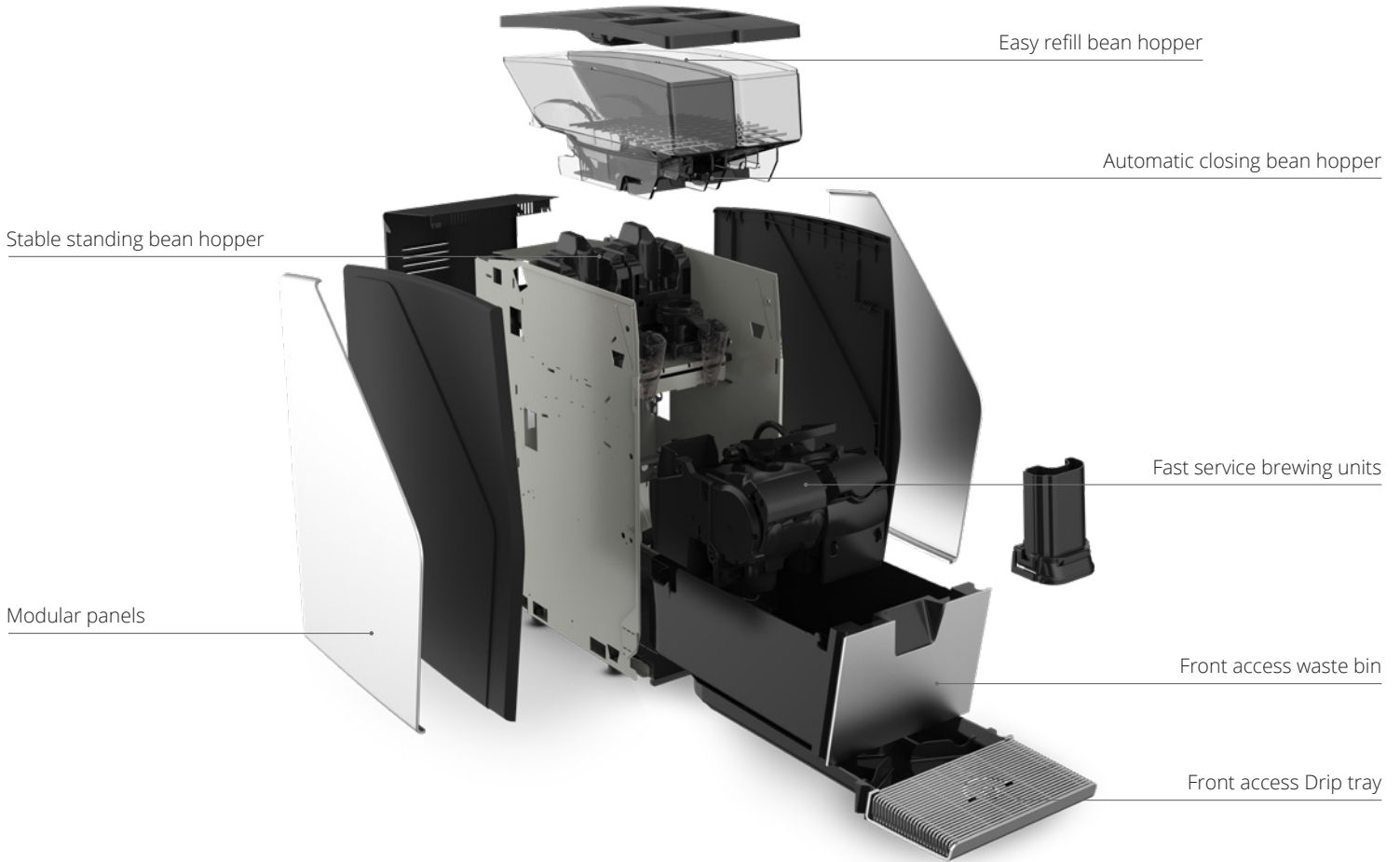
Maintenance Report

Cleaning

Refill and Capacity Status

Error Report

Task	Reference	On screen instructions
Daily care	User manual / Cleaning & care manual	Yes
Weekly cleaning		
Monthly cleaning	Cleaning & care manual	Yes
6 month service	Technical manual	No
12 month service		



Easy refill bean hopper

Automatic closing bean hopper

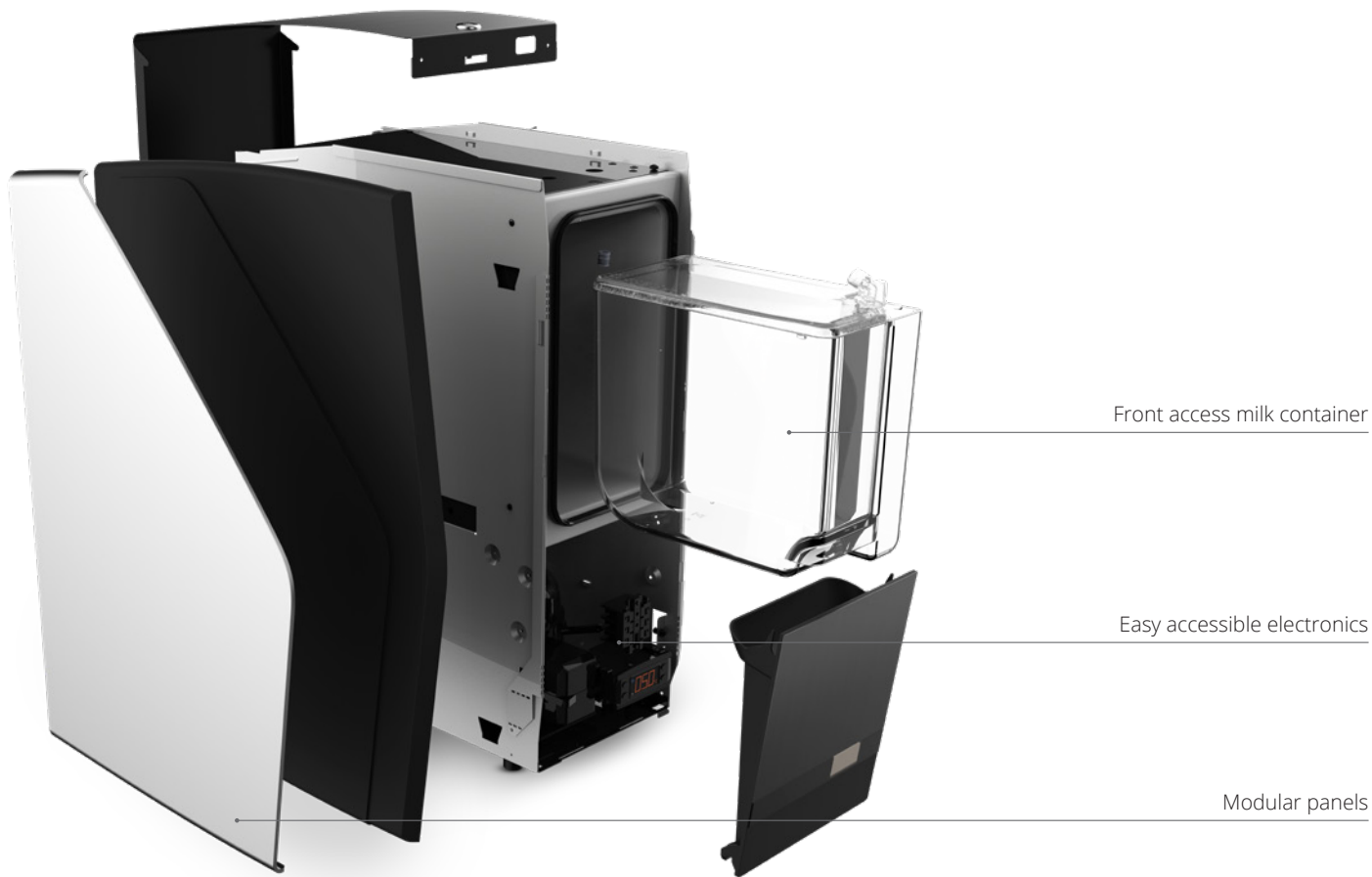
Stable standing bean hopper

Modular panels

Fast service brewing units

Front access waste bin

Front access Drip tray



Front access milk container

Easy accessible electronics

Modular panels

Easy refill instant canisters


Stable standing instant canisters

Easy removable mixers

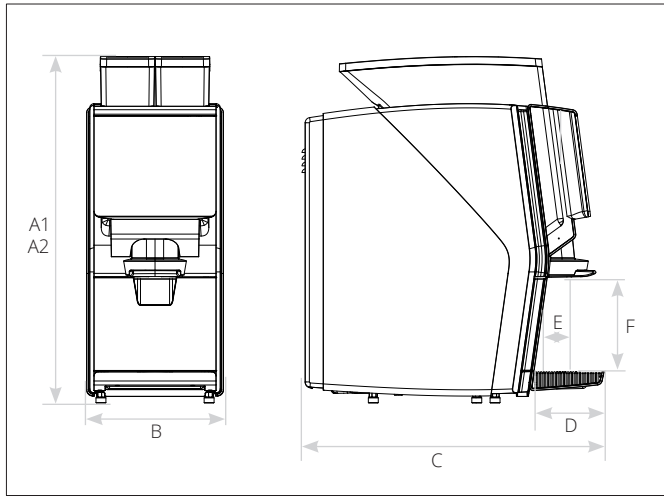
Modular panels

Front access water tank

* Special configuration



Dimensions main unit



A1	665mm
B	220mm
C	580mm
D	135mm
E	65mm
F	80-180mm

Height with NSF legs and cover kit

A2	740mm
----	-------

Bean hopper & waste capacity

Bean hopper	2 x 1kg/3.5L
Drip tray	1.1L
Waste bin	7.5L / 2kg
Cleaning container	2.2L

Options & accessories

Cup dispenser	Optional
Condiment Shelf	Optional
Instant Unit	Optional
FMU	Optional

Weight

Main unit	35kg
Main unit with packaging	36kg
Main unit + IN	50kg
Main unit + IN with packaging	52kg

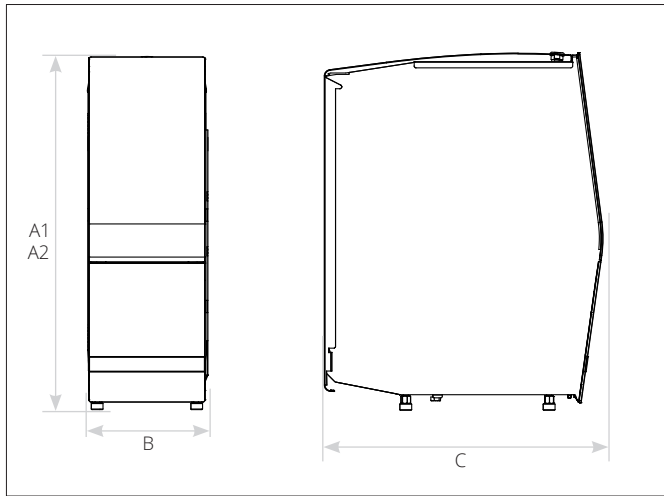
Packaging dimensions

	Height	Width	Depth
Main unit carton	805mm	380mm	695mm
Main unit + IN carton	805mm	535mm	710mm

Specifications US

	Unity ¹⁺ ES18/BTB	Unity ¹⁺ ES18	Unity ¹ ES18/BTB	Unity ¹ ES18
Bean hopper	2	2	2	2
Built-in grinder	2	2	2	2
Espresso brewer	1 x 18g	1 x 18g	1 x 18g	1 x 18g
Filter brewer	1 x 14g	-	1 x 14g	-
Drink menu	15 drinks / slide	15 drinks / slide	15 drinks / slide	15 drinks / slide
Recipe bank	Up to 50 beverages (400 parameters)	Up to 50 beverages (400 parameters)	Up to 50 beverages (400 parameters)	Up to 50 beverages (400 parameters)
Preprogrammed milk recepies	Yes	Yes	Yes	Yes
Adjustable taste settings	Yes	Yes	Yes	Yes
Jug function	Yes	Yes	Yes	Yes
Adjustable cup height	Yes	Yes	Yes	Yes
Cup sensor	Yes	Yes	Yes	Yes
Electronic temperature control	Yes	Yes	Yes	Yes
Intelligent energy save mode	Yes	Yes	Yes	Yes
Cup counter	Yes	Yes	Yes	Yes
Waste bin present	Yes	Yes	Yes	Yes
Waste bin full (counter)	Yes	Yes	Yes	Yes
Seperate hot water outlet	Yes	Yes	No	No
Power supply	220-230VAC, 50/60Hz, 2500W	220-230VAC, 50/60Hz, 2500W	220-230VAC, 50/60Hz, 2500W	220-230VAC, 50/60Hz, 2500W
Water connection	½" External thread	½" External thread	½" External thread	½" External thread
Sound level – brewing / grinding	66db	66db	66db	66db

Dimensions Crem Tech SmartFoam



A1	574mm
B	195mm
C	580mm

Height with NSF legs and cover kit

A2	649mm
----	-------

Specifications & capacity SmartFoam

Capacity	4L
Adjustable temperature	Yes
Milk empty detection	Yes
Fully automatic cleaning	Yes
Fresh milk foam quality	Wet & Dry

Weight

SmartFoam	26kg
SmartFoam with packaging	27kg

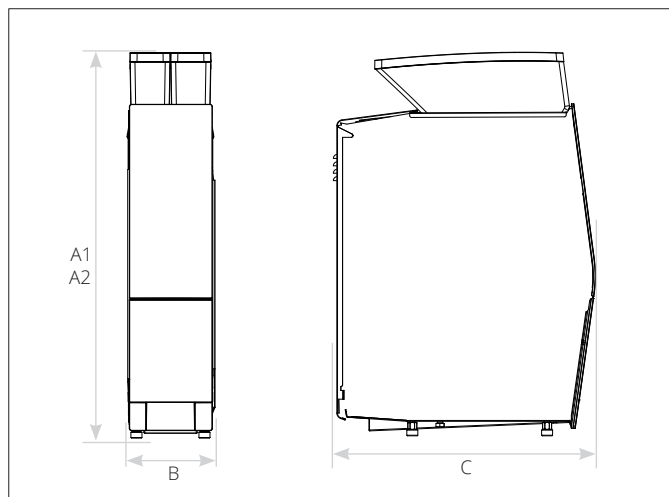
Packaging dimensions

	Height	Width	Depth
SmartFoam Carton	715mm	310mm	570mm

Inner dimensions fridge

	Height*	Width	Depth
SmartFoam Fridge	230mm	137mm	236mm

Dimensions Instant Unit



A1	665mm
B	140mm
C	580mm

Height with NSF legs and cover kit

A2	740mm
----	-------

Specifications & capacity instant unit

Canisters	2
Mixers	2
Instant Coffee	3.5L
Topping	3.5L
Chocolate	3.5L
Sugar	3.5L

Specifications Instant unit with water tank*

Water tank (option)	5L
Water tank empty sensor (option)	Yes - at 400ml left
Built-in Water filter	Yes

*Only available on specific configurations

Weight & packaging dimensions

See more information on technical specifications for main unit.

Capacity per dispensing technology

	Espresso tech		Filter tech		Milk		Instant	Hot water
	Single spout	Double spout	Single spout	Double spout	Single spout	Double spout		
Espresso/hour	Approx. 140	Approx. 280	-	-	-	-	Approx. Xx	-
Cappuccino/hour	Approx. 90	Approx. 120	-	-	Approx. 90	Approx. 120		-
Filter coffee/hour	-	-	Approx. 100	Approx. 140	-	-		-
Instant/hour	-	-	-	-	-	-	Approx. 300	-
Hot water (tea)/h								30 Liter
Per day* (cups)	Approx. 100	Approx. 200	Approx. 100	Approx. 200	Up to 100	Approx. 200	Approx. 200	-
Per year** (cycles)	Approx. 25 000	Approx. 25 000	Approx. 25 000	Approx. 25 000			Approx. 25 000	
Per filling***	Approx. 100/200 Cups	Approx. 100/200 Cups	Approx. 100/200 Cups	Approx. 100/200 Cups	Approx. 40 Cups	Approx. 40 Cups		
Cups in a row	"Single espresso 35 ml no limitation"	"Double espresso 55 ml no limitation"	"Brewed coffee 150 ml 20+"	"Brewed coffee 150 ml 20 +"	"100 MI/cup no limitation"	"100 MI/cup no limitation"	Approx. Xx	"130 MI approx. 3"

* Although this is a widely used measure we recommend to focus more on capacity/hour and the maintenance schedules when choosing equipment. Our machines can produce coffee non-stop as long as the maintenance is done properly. approx 100 cycles/day. With double spouts you can produce 2 cups for every cycle.

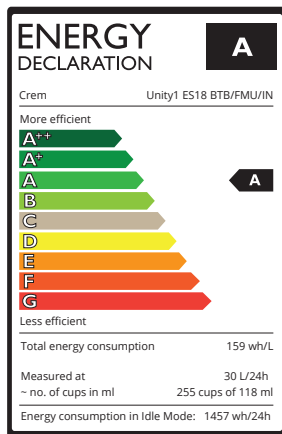

** Again a measure where it is more relevant to look at the service intervals. The recommendation to service after 12500 cups or 6 months, respectively 25000 cups or 12 months, whichever comes first.

*** Average 10g per cup

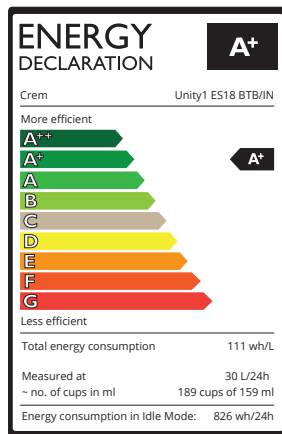
Cleaning & maintenance

	ES/BTB/MILK/IN	ES/MILK/IN	ES/MILK	ES/BTB
Daily	Approx. 8 min	Approx. 6 min	Approx. 5 min	Approx. 5 min
Weekly	Approx. 10 min	Approx. 8 min	Approx. 6 min	Approx. 6 min
Monthly	Approx. 20 min	Approx. 16 min	Approx. 12 min	Approx. 10 min
6 Months	Approx. Xx	Approx. Xx	Approx. Xx	Approx. Xx
12 Months	Approx. Xx	Approx. Xx	Approx. Xx	Approx. Xx

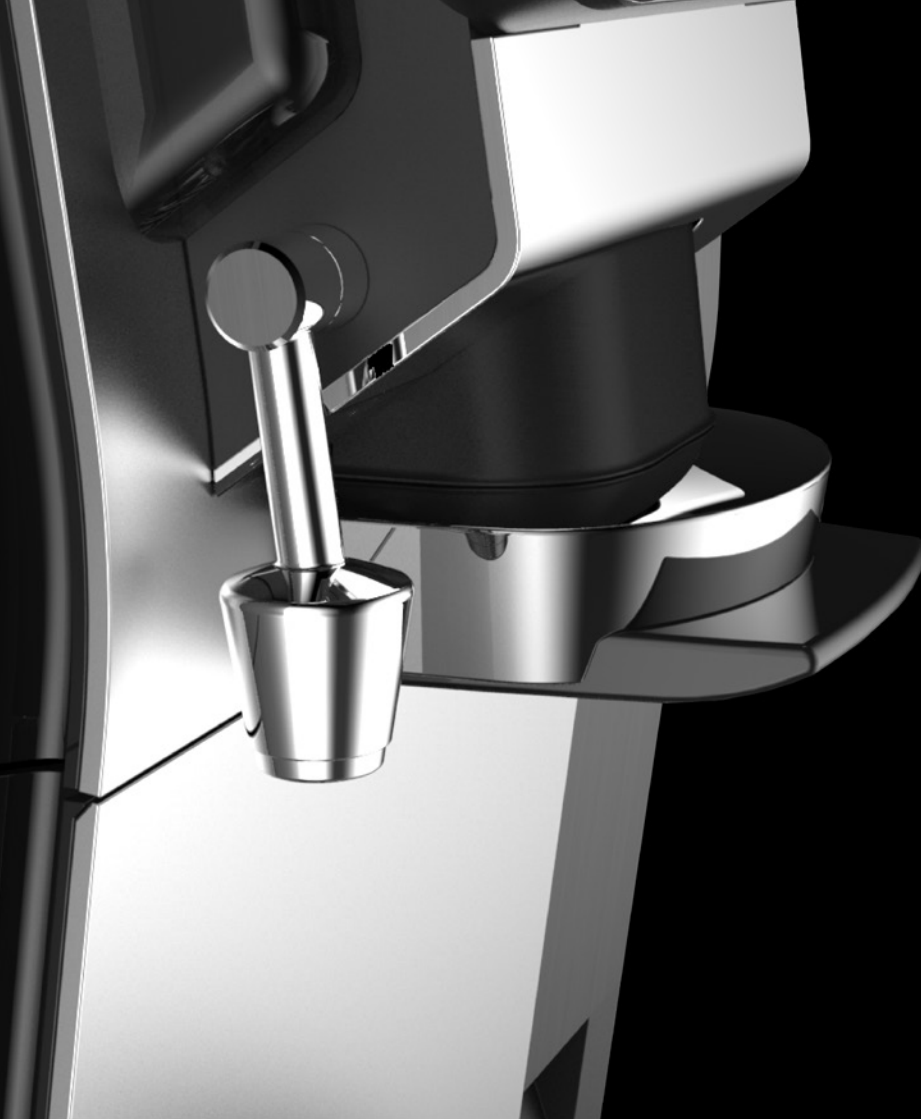
Unity is certified



Unity with fresh milk unit.



Unity without fresh milk unit.



CREM[®]

A Welbilt Brand